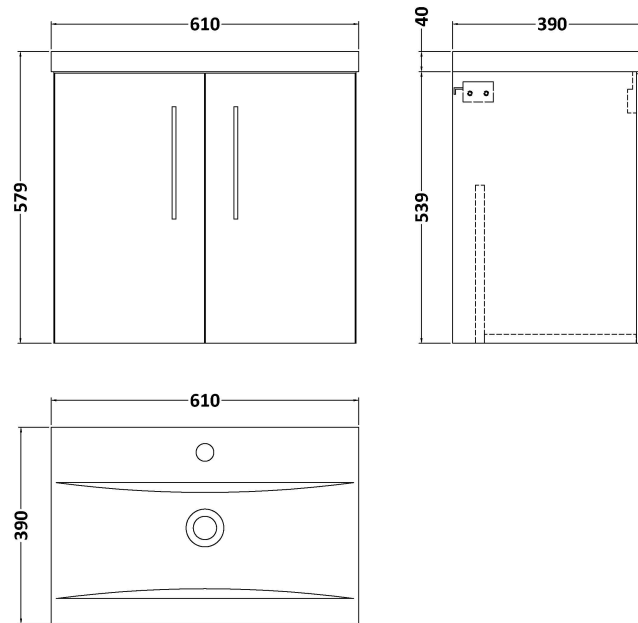


Sales Code: ARN1723A

Description: 600 Wh 2-Door Vanity & Basin 1

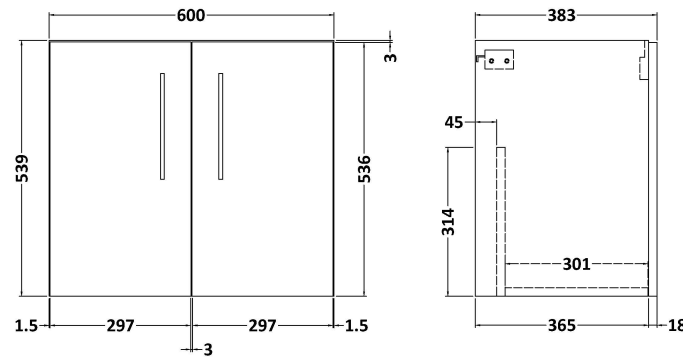


### Packaging Details

Barcode: 5056462668123

Sales Code: NVF1723

Description: 600 Wh 2-Door Unit (365 Deep)



### Product Dimensions

|                   |      |
|-------------------|------|
| Height (mm):      | 539  |
| Width (mm):       | 600  |
| Depth (mm):       | 383  |
| Nett Weight (kg): | 14.2 |

### Packaging Dimensions

|                    |      |
|--------------------|------|
| Height (mm):       | 560  |
| Width (mm):        | 620  |
| Depth (mm):        | 405  |
| Gross Weight (kg): | 14.7 |

### Packaging Data

|               |                     |
|---------------|---------------------|
| Box Colour:   | Brown Cardboard Box |
| Box Qty:      | 0                   |
| Label Size:   | 0 x 0               |
| Label Colour: | White Label         |
| Label Qty:    | 0                   |

### Outer Box Dimensions (If Applicable)

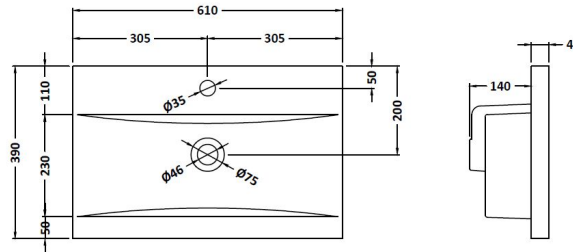
|                    |               |
|--------------------|---------------|
| Height (mm):       |               |
| Width (mm):        |               |
| Depth (mm):        |               |
| Gross Weight (kg): |               |
| Barcode:           | 5056462611402 |

### Product Details

|                          |                              |
|--------------------------|------------------------------|
| Country of Origin:       | United Kingdom               |
| Fitting Instruction:     | No                           |
| CE & UKCA:               | N/A                          |
| FSC Certified Materials: | Yes                          |
| Colour:                  | Electric Blue                |
| Construction Method:     | Cam & Wood Dowel             |
| Construction Type:       | Rigid                        |
| Cabinet Finish:          | MFC Smooth Matt              |
| Fascia Finish:           | MFC Smooth Matt              |
| Cabinet Thickness (mm):  | 18                           |
| Fascia Thickness (mm):   | 18                           |
| Drawer Included:         | No                           |
| Drawer Type:             | Not Applicable               |
| No of Shelves:           | 0                            |
| Hinge Type:              | 95 Degree Clip-On Soft Close |
| Hinge Included:          | Yes, Supplied                |
| Adjustable Legs:         | No, Not Required             |
| Fixings Included:        | Yes                          |
| Handle Style:            | Contemporary                 |
| Waste Shroud:            | No                           |
| Handle Included:         | Yes, Supplied                |
| Handle Type:             | D-Shape                      |

Sales Code: NVM013

Description: 600 Mid-Edged Basin 1 Th



### Product Dimensions

|                   |    |
|-------------------|----|
| Height (mm):      | 0  |
| Width (mm):       | 0  |
| Depth (mm):       | 0  |
| Nett Weight (kg): | 11 |

### Packaging Dimensions

|                    |     |
|--------------------|-----|
| Height (mm):       | 200 |
| Width (mm):        | 410 |
| Depth (mm):        | 630 |
| Gross Weight (kg): | 11  |

### Packaging Data

|               |                               |
|---------------|-------------------------------|
| Box Colour:   | Brown Cardboard Box - Printed |
| Box Qty:      | 0                             |
| Label Size:   | 0 x 0                         |
| Label Colour: | White Label                   |
| Label Qty:    | 0                             |

### Outer Box Dimensions (If Applicable)

|                    |               |
|--------------------|---------------|
| Height (mm):       |               |
| Width (mm):        |               |
| Depth (mm):        |               |
| Gross Weight (kg): |               |
| Barcode:           | 5055369043415 |

### Product Details

|                              |                        |
|------------------------------|------------------------|
| Country of Origin:           | China                  |
| Fitting Instruction:         | No                     |
| Certification: CE & UKCA: No | WRAS: N/A WRAS No: N/A |
| Product Material:            | Vitreous China         |
| Fixing Supplied:             | No                     |

**Pans/Bidets:** Trap Style: Not Applicable Includes Seat: Not Applicable

**Seats:** Seat Type: Not Applicable Material: Not Applicable  
Function: Not Applicable Hinge Type: Not Applicable  
Hinge Material: Not Applicable

**Cisterns:** Operating Type: Not Applicable Fittings: Not Applicable  
Lever Type: Not Applicable

**Basins:** Tap Hole: One Taphole Chain Stay Hole: No  
Template: Not Required Waste Type Req: Slotted  
Overflow Inc: Yes Overflow Cover: Yes  
Inner Bowl Depth (mm): 125mm